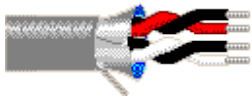


9302 Multi-Conductor - Audio, Control and Instrumentation Cable



Description:

22 AWG solid tinned copper conductors, PVC insulation, twisted pairs, overall Beldfoil shield (100% coverage), 22 AWG stranded TC drain wire, PVC jacket.

Physical Characteristics (Overall)

Conductor

AWG:

# Pairs	AWG	Stranding	Conductor Material
2	22	Solid	TC - Tinned Copper

Insulation

Insulation Material:

Insulation Material	Wall Thickness (in.)
PVC - Polyvinyl Chloride	.013

Outer Shield

Outer Shield Material:

Outer Shield Trade Name	Type	Outer Shield Material	Coverage (%)
Beldfoil®	Tape	Aluminum Foil-Polyester Tape	100

Outer Shield Drain Wire AWG:

AWG	Stranding	Drain Wire	Conductor Material
22	7x30	TC - Tinned Copper	

Outer Jacket

Outer Jacket Material:

Outer Jacket Material	Nom. Wall Thickness (in.)
PVC - Polyvinyl Chloride	.032

Overall Cabling

Overall Nominal Diameter: 0.244 in.

Pair

Pair Color Code Chart:

Number	Color
1	Black & Red
2	Black & White

Mechanical Characteristics (Overall)

Operating Temperature Range:	-20°C To +80°C
UL Temperature Rating:	80°C (UL AWM Style 2464)
Bulk Cable Weight:	27.300 lbs/1000 ft.
Max. Recommended Pulling Tension:	31 lbs.
Min. Bend Radius (Install)/Minor Axis:	2.500 in.

Applicable Specifications and Agency Compliance (Overall)

Applicable Standards & Environmental Programs

NEC/(UL) Specification: CMG

9302 Multi-Conductor - Audio, Control and Instrumentation Cable

CEC/C(UL) Specification:	CMG
AWM Specification:	UL Style 2464 (300 V 80°C)
EU CE Mark:	Yes
EU Directive 2000/53/EC (ELV):	Yes
EU Directive 2002/95/EC (RoHS):	Yes
EU RoHS Compliance Date (mm/dd/yyyy):	04/01/2005
EU Directive 2002/96/EC (WEEE):	Yes
EU Directive 2003/11/EC (BFR):	Yes
CA Prop 65 (CJ for Wire & Cable):	Yes
MII Order #39 (China RoHS):	Yes

Flame Test

C(UL) Flame Test:	FT4
-------------------	-----

Plenum/Non-Plenum

Plenum (Y/N):	No
---------------	----

Electrical Characteristics (Overall)

Nom. Inductance:

Inductance (µH/ft)

0.2

Nom. Capacitance Conductor to Shield:

Capacitance (pF/ft)

50

Nom. Capacitance Conductor to Conductor:

Capacitance (pF/ft)

35

Nom. Conductor DC Resistance:

DCR @ 20°C (Ohm/1000 ft)

16.5

Nominal Outer Shield DC Resistance:

DCR @ 20°C (Ohm/1000 ft)

10.5

Max. Operating Voltage - UL:

Voltage

300 V RMS (UL AWM Style 2464)

Max. Recommended Current:

Current

2.35 Amps per conductor @ 25°C

Put Ups and Colors:

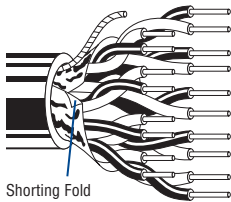

Item #	Putup	Ship Weight	Color	Notes	Item Desc
9302 060U1000	1,000 FT	29.000 LB	CHROME		2 PR #22 PVC FS PVC
9302 060U500	500 FT	15.500 LB	CHROME		2 PR #22 PVC FS PVC
9302 0601000	1,000 FT	31.000 LB	CHROME	C	2 PR #22 PVC FS PVC
9302 060500	500 FT	15.000 LB	CHROME	C	2 PR #22 PVC FS PVC

Notes:


C = CRATE REEL PUT-UP.

Overall Beldfoil® Shield

Audio, Control and Instrumentation Cables

Description	Part No.	UL NEC/ C(UL) CEC Type	No. of Pairs	Color Code	Standard Lengths		Standard Unit Weight		Insulation Thickness		Jacket Thickness		Nominal OD		Nominal Capacitance					
					Ft.	m	Lbs.	kg	Inch	mm	Inch	mm	Inch	mm	* pF/ Ft.	* pF/ m	** pF/ Ft.	** pF/ m		
22 AWG Solid Tinned Copper Conductors • Twisted Pairs • Overall Beldfoil Shield (100% Coverage) • 22 AWG Stranded TC Drain Wire																				
PVC Insulation • Chrome PVC Jacket																				
 <p>UL AWM Style 2464 (300V 80°C)</p>	9302	NEC:	2	See Chart 3 (Tech Info Section)	U-500	U-152.4	15.5	7.0	.013	.33	.032	.81	.244	6.20	35	115	50	164		
		CMG			500	152.4	15.0	6.8												
		CEC: CMG FT4			U-1000	U-304.8	29.0	13.2	1000	304.8	31.0	14.1								
		9305	NEC:	4	See Chart 3 (Tech Info Section)	U-100	U-30.5	4.9	2.2	.013	.33	.032	.81	.265	6.73	35	115	50	164	
			CMG			U-500	U-152.4	22.0	10.0											
			CEC: CMG FT4			U-1000	U-304.8	43.0	19.5	1000	304.8	45.0	20.4							
		9306	NEC:	6	See Chart 3 (Tech Info Section)	U-500	U-152.4	31.5	14.3	.013	.33	.032	.81	.315	8.00	35	115	50	164	
			CMG			1000	304.8	62.0	28.2											
			CEC: CMG FT4																	
		9309	NEC:	9	See Chart 3 (Tech Info Section)	U-500	U-152.4	44.5	20.2	.013	.33	.033	.84	.363	9.22	35	115	50	164	
CMG			1000			304.8	86.0	39.1												
CEC: CMG FT4																				
	9315	NEC:	15	See Chart 3 (Tech Info Section)	U-500	U-152.4	67.0	30.5	.013	.33	.037	.94	.449	11.41	35	115	50	164		
		CMG			1000	304.8	133.0	60.5												
		CEC: CMG FT4																		
	9319	NEC:	19	See Chart 3 (Tech Info Section)	U-500	U-152.4	85.0	38.6	.013	.33	.040	1.02	.495	12.57	35	115	50	164		
		CMG			1000	304.8	165.0	75.0												
		CEC: CMG FT4																		
	9327	NEC:	27	See Chart 3 (Tech Info Section)	U-500	U-152.4	116.0	52.7	.013	.33	.045	1.14	.615	15.62	35	115	50	164		
		CMG			1000	304.8	230.0	104.5												
		CEC: CMG FT4																		
 <p>300V RMS, 60°C</p>	8751	NEC:	51	Request Technical Bulletin T/8-4	1000†	304.8	384.0	174.5	.010	.25	.050	1.27	.710	18.03	30	98	42.8	140		
		CMG																		
		CEC: CMG FT4																		

For 38-pair polypropylene version of 8751, see 8752.

Description	Part No.	UL NEC/ C(UL) CEC Type	No. of Pairs	Color Code	Standard Lengths		Standard Unit Weight		Nom. DCR		Nominal OD		Nom. Imp. (Ω)	Nom. Vel. of Prop.	Nom. Capacitance			
					Ft.	m	Lbs.	kg	Cond.	Shield	Inch	mm			* pF/ Ft.	* pF/ m	** pF/ Ft.	** pF/ m
22 AWG Solid Tinned Copper Conductors • Twisted Pairs • Duofoil® Shield (100% Coverage) • 22 AWG Stranded Tinned Copper Drain Wire																		
Datalene® Insulation • Black PVC Jacket																		
 <p>UL AWM Style 2668 (300V 60°C)</p>	9184	NEC:	2	Black & Yellow,	500	152.4	29.0	13.2	16.5Ω/M'	8.0Ω/M'	.385	9.78	150	78%	8.7	28.5	14.1	46.3
		CM			1000	304.8	59.0	26.8	54.13Ω/km	26.2Ω/km								
		CEC: CM		Red & Blue														

DCR = DC Resistance • TC = Tinned Copper

* Capacitance between conductors.

** Capacitance between one conductor and other conductors connected to shield.

† Spools are one piece, but length may vary -0 to +20% from length shown.

Datalene insulation features include low dielectric constant and a dissipation factor for high-speed, low-distortion data handling. Physical properties include good crush resistance and light weight.